

SPECIFICATION SHEET

Product Group: **Shade & Shelter**

PRODUCT NAME: AMALFI DUO

Product Code: CARAAMALFIDUO

Product Description

Amalfi Duo combines the charm of a classic cantilever parasol with the robustness of a large parasol. The powerful pole is laterally offset, so that the shaded area can be used flexibly, e.g. for long tables, individual seat groups or a row of sun loungers beside the pool. Both canopies can be opened independently of each other.

Levelling Parasol Head : With the levelling function, the canopy can be adjusted horizontally by a few degrees in the direction of the mast. The mechanism is suitable for adjusting the canopy, but not for inclining it.

Smooth Crank Winch : Amalfi opens and closes very easily with the smooth crank winch. Self-locking holds the parasol in any position.



Features

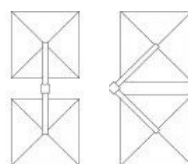
Operation : Self-stopping winch with detachable crank

Fabric : Premium acrylic awning fabric in more than 120 colours. Also optionally available with water-permeable or fireproof fabrics

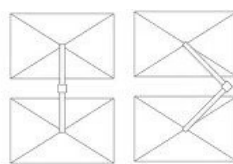
Composition : 200 RAL colours for masts and struts

Mast : High-Power mast – 70 x 70 mm and 4 mm wall thickness – triple welded (DUO1) and High-Power mast – 150 x 150 mm and 5 mm wall thickness – triple welded (DUO2)

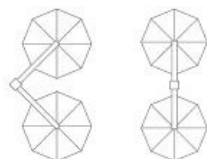
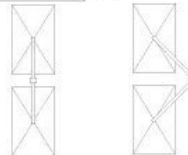
Struts : Aluminium struts 30mm x 15mm x 2mm



Square— Available from 2m to 3.5m



Rectangular— Available from 2.5m x 3m to 3m x 4m



Octagonal— Available from 2.5m to 4m

Brandline™